




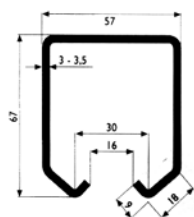
PROFILI
APERTI



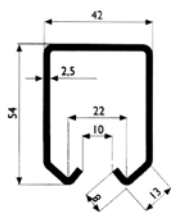
ANGOLARI

Dimensione lati (AxA) mm	Spessore mm							
	1,5	2	2,5	3	4	5	6	7
	Peso Kg/ml							
10 x 10	0,20							
15 x 15	0,31	0,40						
20 x 20	0,43	0,56	0,69					
25 x 25	0,55	0,72	0,90	1,03				
30 x 30	0,67	0,88	1,10	1,25				
35 x 35		1,03	1,30	1,53				
40 x 40		1,20	1,45	1,75				
45 x 45		1,35	1,69	2,00	2,63			
50 x 50		1,51	1,87	2,20	2,95	3,65		
60 x 60			2,27	2,70	3,50	4,40	5,22	
70 x 70				3,15	4,15	5,22	6,68	
80 x 80				3,65	4,76	6,75	7,16	
90 x 90				4,12	5,46	6,80	8,10	
100 x 100				4,60	6,00	7,45	8,85	10,22

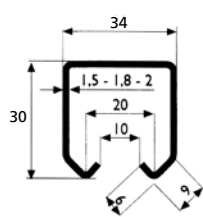
MONOROTAIE



MR 1



MR 2



MR 3

CARRELLI




ELLE

Dimensione lati (AxA) mm	Spessore mm				
	1,5	2	2,5	3	4
	Peso Kg/ml				
20 x 15	0,38	0,48			
25 x 12	0,42	0,55			
25 x 15	0,44	0,59			
30 x 15	0,51	0,66	0,83	0,99	
30 x 20	0,55	0,72	0,90	1,06	
35 x 20	0,61	0,83		1,20	
40 x 15	0,60	0,79	0,96	1,15	
40 x 20	0,67	0,88	1,10	1,25	
40 x 25	0,74	0,99		1,44	
40 x 30	0,80	1,03	1,30	1,53	
50 x 25	0,86	1,15		1,68	
50 x 30		1,20	1,45	1,75	
60 x 30		1,46	1,72	2,04	
60 x 40		1,51	1,87	2,20	2,90
70 x 30	1,16	1,55		2,28	
80 x 40				2,70	3,50
100 x 50				3,40	


“U” LATI UGUALI

Dimensione lati (AxAx) mm	Spessore mm				
	1,5	2	2,5	3	4
	Peso Kg/ml				
15 x 15 x 15	0,47	0,59			
20 x 20 x 20	0,65	0,83			
25 x 25 x 25	0,83	1,07	1,30		
30 x 30 x 30	1,00	1,31	1,60	1,87	
35 x 35 x 35	1,19	1,55	1,90	2,23	
40 x 40 x 40	1,37	1,79	2,20	2,59	
45 x 45 x 45		2,07	2,50	2,95	
50 x 50 x 50		2,28	2,80	3,31	4,29
60 x 60 x 60		2,76	3,40	4,00	5,25
70 x 70 x 70				4,00	6,21
80 x 80 x 80				5,38	7,05

“U” LATI DISUGUALI

Dimensione lati (AxAx) mm	Spessore mm				
	1,5	2	2,5	3	4
	Peso Kg/ml				
15 x 8 x 15	0,380				
20 x 10 x 20	0,528				
10 x 15 x 10	0,348				
10 x 20 x 10	0,408	0,512			
15 x 30 x 15	0,640	0,850			
20 x 30 x 20	0,770	1,220	1,430		
20 x 40 x 20	0,890	1,160	1,420	1,670	
30 x 40 x 30	1,120	1,470	1,780	2,080	
20 x 50 x 20	1,000	1,310	1,600	1,870	
25 x 50 x 25	1,120	1,470	1,780	2,080	2,690
30 x 50 x 30	1,250	1,630	2,000	2,350	3,000
40 x 50 x 40	1,460	1,920	2,350	2,760	3,600
30 x 60 x 30		1,790	2,200	2,590	3,390
40 x 60 x 40		2,080	2,550	3,040	3,970
30 x 70 x 30		1,920	2,350	2,760	3,600
35 x 70 x 35		2,080	2,550	3,040	3,970
40 x 80 x 40		2,430	3,000	3,550	4,600
50 x 100 x 50		3,070	3,800	4,510	5,890
60 x 120 x 60		3,710	4,600	5,380	7,050
60 x 140 x 60		4,060	5,000	5,950	7,800
60 x 160 x 60				6,300	8,290
65 x 160 x 65				6,550	8,610
80 x 180 x 80				7,790	10,300
80 x 200 x 80				8,200	10,810



OMEGA

Dimensione lati (AxAxA) mm	Spessore mm			
	1,5	2	2,5	3
	Peso Kg/ml			
20 x 10 x 10	0,600			
30 x 15 x 10	0,810			
20 x 20 x 10	0,840	1,120		
30 x 30 x 15	1,270	1,630		
35 x 30 x 15	1,400	1,790		
40 x 30 x 20	1,630	2,100		
50 x 30 x 20	1,860	2,420	2,940	
60 x 30 x 30	2,400	3,104	3,840	
60 x 40 x 25	2,400	3,104	3,840	
80 x 40 x 25	2,856	3,700	4,500	5,400
100 x 50 x 30			5,560	6,550
120 x 60 x 30			6,540	7,730
150 x 80 x 45				10,320



'C' SIMMETRICI

Dimensione lati (AxAxA) mm	Spessore mm				
	1,5	2	2,5	3	4
	Peso Kg/ml				
20x20x5	0,700	0,870			
27x13x7,5	0,700	0,920			
28x12x7	0,760	0,830			
30x15x10	0,816	1,024			
30x30x10	1,150	1,500			
35x35x10	1,340	1,710			
40x20x10	1,090	1,340			
40x20x12,5		1,410			
40x20x15	1,520	1,500			
40x40x10	1,570	1,960			
40x40x12,5	1,656	2,040			
40x40x15	1,890	2,120	2,600	3,250	3,800
60x40x15	2,256	2,433	3,000	3,500	4,400
60x50x20		2,900	3,600	4,200	